




BallStream MatchPlay

The BallStream MATCHPLAY scoreboard has been specially designed to provide live scores online as well as display a scoreboard locally on a connected screen.

- Scoreboard for Snooker and Billiards.
- Provide live scoreboard displays at a tournament.
- Provide a public scoreboard for online viewing.
- Provide a scoreboard for overlay onto a live video stream.
- Update/synchronise data with the BallStream database online.

FIRST THING

First thing to note is that this software needs to write to its database and it needs permission to do that. Running your computer as Admin is not enough in modern Windows. Instead you need to right click the start icon or its EXE file, and select [Run as Administrator].



LANGUAGE

MatchPlay scoreboards will support names and comments in most RTL languages. The MatchPlay software can also display menu items in different languages to help scorers find their way around the scoring functions.

Afrikaans	Danish	German	Italian	Norwegian	Spanish
Chinese	Dutch	Greek	Japanese	Polish	Taiwanese
Croatian	English	Hungarian	Korean	Portuguese	Thai
Czech	French	Indonesian	Malay	Russian	Turkish

LIVE VIDEO STREAM OVERLAY

OBS Studio is FREE video encoding software that is available for use on Windows, Mac and Linux computers to edit and send live video recorded by camera to online media services like YouTube, Facebook or any other media server.

OBS includes a plugin for picking up web content to use as an overlay onto video and **ballstream.com** provides a pickup point for Snooker and Billiards scoreboards. This service is also a FREE, however to prevent anyone from hijacking your scoring session, you need to register an account at **ballstream.com** for the match key to use. The instructions for using MatchPlay with OBS Studio can be found at **ballstream.com**

INSTALLATION

System requirements

- Windows 7, Windows 8, Windows 10 or Windows 11
- Install and start by right clicking for **Run as Administrator**

Installation

Download the ZIP file and unzip (Extract All). Start BallStream_Matchplay_setup.exe by right-clicking the file and selecting **Run as Administrator**.

This software uses a local database and needs admin rights to update it in modern Windows. So it is imperative that when starting MatchPlay, that you always start by right-clicking and selecting **Run as Administrator**. Note – running your computer while using an admin account is not the same... so please pay attention.

Updates and re-installing

If updating to a more recent version of this software, to prevent loss of existing records, first make a copy of your database and store it elsewhere. After installing the new version, copy the old database across. Note that version 1.0 databases are not compatible with this version 2.0 edition.

Data corruption

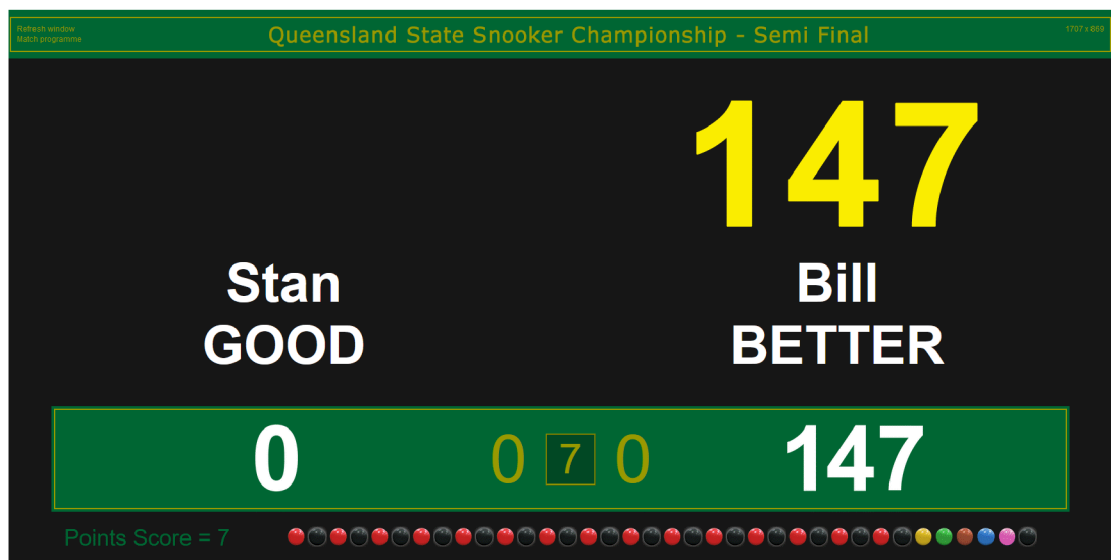
If at any time your scoreboard starts crashing and your database may be corrupted by messing with design settings or misadventure, simply uninstall and re-install MatchPlay.

SCOREBOARD DISPLAY & SCREENS

All sized screens can be used for the scoreboard display which automatically detects the usable screen size and adjusts size proportionally. All graphics for number and ball displays are high quality to look good even on screens up to 4 metres wide.


Public viewing

The public can view your scoreboard from any type of computer or mobile phone.



Local scoreboard

The scoreboard that you display at the event from your computer can use a variety of different themes that can be changed in MatchPlay settings.



SCOREBOARD DESIGN

While the online scoreboard that is available to the public online uses a fixed design theme, your local scoreboard, the one displayed by MatchPlay software, can be changed to suit your taste and requirements.

From the *Settings* link you can choose from 5 different colour schemes. Or you can customise the colours and font sizes to create your own unique design.

SCORING FUNCTIONS

Scoring from a laptop (notebook)

The ideal solution! Every laptop has its own built in LCD screen for your view while scoring and it should also already have a monitor port on the back to plug in a large monitor for the audience's scoreboard display.

Handheld number pads

Once a match has been started, the only keys that are need can be found in the number pad. So it is possible to score while refereeing the game by using a wireless keypad. Such keypads can be small enough to fit in the hand like a mobile phone and connect to your main computer via a USM wireless modem.

Getting started

Before using the score control on the master scoreboard, it is recommended to first try using the score controls from the match index page (click on a player's name).

Starting a new match

All fields are required except Frames, handicap and OBS-ID. You only need OBS if you want to send scores to BallStream for public viewing online or for overlaying onto a live video stream. When you add/edit the match and OBS is set to Active, the match data will be retrieved from online so that the online data and your local data is identical.

Note that enabling OBS will overwrite your local records, so be careful if and when altering match details during a session. If you only want to update your data, then be careful that OBS is not enabled by selecting NO.

Setting player to break

First, the player to break needs to be set. This should only need to be done once.

Adding points - [1] to [9]

Once a match has been started, the scores can input by the number pad only. By using a wireless number pad, you can score the game while refereeing or playing.

UNDO score function - [-]

While scoring a match you can undo the last scoring event all the way back to the start of that frame. If you make a total mess of the scoring it may be easier to “Restart”.

Restart - [R]

By using the “Restart” option you can clear all scores for that frame and reset the break to what it was. Restarting only applies to the current frame while it is active.

NEXT frame - [N]

To finish a frame of Snooker, one of the players needs to score a minimum of 22 points. The frame winner is decided automatically according to the points score, and once a frame is finished, it cannot be undone. Further scores can only be added to the new or next frame.

FINISH the match - [F]

To finish a match, one of the players needs to score a minimum of 22 points. After you finish a match no further scores can be added. If you finish in error you can make the match active again by editing the Match and changing “Finished” to “No”.

Handicaps - [.A+25] or [.B-25]

Handicaps set for the Match will apply to all frames. Plus/minus handicaps can be entered and MatchPlay will adjust it so that one player has a [+] handicap to start.

Restarting a frame - [R]

Restarting a frame will reset the scores of that particular frame. Use for “re-racks”.

DATA INTEGRITY

Internet connection

MatchPlay can be used for local scoring without an Internet connection. However to provide a public scoreboard viewable from BallStream and/or provide scores for the OBS Studio overlay, an Internet connection will be required. Note that if you are live streaming video, then you will need a good connection.

Should you lose your connection while sending data to BallStream, the online data may no longer match your local score. Using the **Update** option from match settings will send your local data to BallStream and overwrite the online data for the match.

Whether you use local scoring software like MatchPlay on your computer or use the online scoreboard at **ballstream.com** for updating live scores, it makes no difference to what the public sees on their scoreboard.

Data synchronisation

At any time, if those scores need to be synchronised, then you can upload you data from your computer to the server. Or you can download the server data to your computer. The options for these updates can be found on the Match Index page.

You can score from **ballstream.com** and then change to your local computer should you lose an internet connection. Or if your computer ever crashes, you can change to online scoring from **ballstream.com** by using any device (including mobile phones) at any time.

LICENSING

Licensing for the BallStream Scoreboard is FREE. However you are welcome to make a donation towards our server and hosting costs.

SECURITY

Date sent to the BallStream server from MatchPlay software is encrypted and includes a secret key to prevent anyone from hijacking your online scoreboard.

Data retrieved from the BallStream server is similarly protected.

WARRANTY

BallStream software has been rigorously tested and found to be free of any fault but that will depend on your input. Inputs are filtered and governed by rules to prevent accidents so there will be some limitations to deal with. For example score inputs of 1-9 are accepted but to add for example, 22 points, you will need to use the Update option and input like "A+22".

Suggestions for improvement are most welcome... send email from our website.

Copyright 2009-2022 William Kent. All Rights Reserved

www.ballstream.com